


Repairs Hints and Tips



Field Repairs:

Here are a few hints and tips that might make repairs a lot less difficult than expected. If you have any good ideas which use our glues then email with a clear drawing or photo at deluxematerials@btinternet.com and we could send you a free gift!



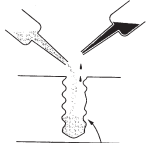
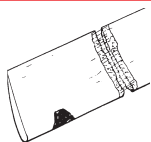
Peeling fuel-soaked film

Remove excess oil with methylated spirits, drying area with blotting paper. Apply Cover-Grip straight from the bottle,

allow to dry and re-seal film with a hot iron.

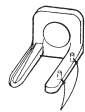
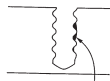
Foam Wing dents

Fill cavities with Model Lite, leave to dry overnight and then sand to smooth surface and cover with Aeropoxy and lightweight glasscloth. Deep cavities need to be filled in stages.



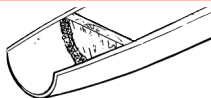
Stripped thread in nylon engine mount

Fill the bolt hole with Rokat Powder, apply a drop of cyano, then re-drill and tap the hole



Fractured Fuselage Formers

Use Super Crylic! in conjunction with glasscloth to bond formers that have come adrift in moulded plastic fuselages.



Heat-shrink film damage

Cut a patch of new film, apply Cover-Grip to patch and let it dry and then place over the damaged area - no heat iron required!

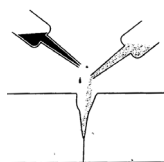


Repair pre-printed covering film tear on ARTF model


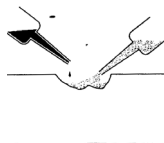
Coat edges of torn film with Speedbond. Lay a sheet/patch of clingfilm over damaged area. If necessary, blow into the wing panel through the root opening to lift the edge. Leave overnight to dry, carefully remove cling film. Allow another day for glue to dry.



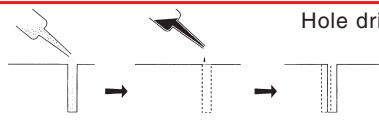
Cracks in joints/surface defects



Flow Rokat Powder into the crack/cavity and fix it with a drop of Rokat Cyano. The action is instantaneous. The resulting joint can be smoothed off with abrasive tools. Cracks and splits in wood, especially along the grain, can easily be repaired using Rokat Cyano or Super 'Phatic! Just dribble Super phatic! straight from the bottle into the



crack and hold the joint together lightly for 20-30 minutes. Super 'Phatic! penetrates right into the wood grain sealing the whole of the crack.



Hole drilled in the wrong place

Fill hole with Rokat Powder, apply a drop of Rokat Cyano and re-drill, no waiting!